



**A · P · U**  
ASIA PACIFIC UNIVERSITY  
OF TECHNOLOGY & INNOVATION

# COVID-19 ADVISORY

28 February 2022

# ENTRY TO CAMPUS FOR FULLY VACCINATED & NON-FULLY VACCINATED INDIVIDUALS EFFECTIVE 1<sup>ST</sup> OF MARCH 2022

Staff and students who are not fully vaccinated will be allowed to return to campus, starting March 1, 2022, subject to strict COVID-19 testing requirements and SOPs based on Ministry of Health guidelines.

## **1. CATEGORIES PERMITTED TO RETURN TO CAMPUS**

The categories of staff and students permitted to return to campus include:

- a) Staff/ students who are unable to be vaccinated due to medical reason(s) with a valid medical letter stating the reason(s) for not being vaccinated.
- b) Staff/students who choose not to be vaccinated.
- c) Staff/ students awaiting their 2<sup>nd</sup> vaccine dose appointment.
- d) Staff/ students who have taken at least one (1) vaccine dose but are unable to complete their vaccination due to adverse reactions to the vaccines (with a valid medical letter).
- e) Staff/ students mandated by the authorities to obtain their booster dose before March 1(or risk losing their “fully vaccinated” status). These include:
  - i. All adults aged 60 and above regardless of initial vaccine received; or
  - ii. All adults aged 18 and above who received the Sinovac vaccine.

## **2. PRIOR TO ENTRY**

- a) All persons as stated in (1 a-e) above must undergo a RT-PCR Test at a recognised medical facility 3 (three) days prior to returning to campus.
- b) Upload the RT-PCR test result onto the link in the APSpace Dashboard.
- c) Please refer to the steps on uploading/updating of the test results/vaccination status in the APSpace in the APSPACE VACCINATION STATUS INFORMATION UPDATE.

## **3. AFTER THE INITIAL ENTRY TO CAMPUS**

- a) All persons as stated in (1 a-e) above must perform a self-administered RTK-Antigen test on a weekly basis.
- b) Upload the self-administered RTK-Antigen test result onto the link in the APSpace Dashboard.
- c) Please refer to the steps on uploading/updating of the test results/vaccination status in the APSpace in the APSPACE VACCINATION STATUS INFORMATION UPDATE.

## **4. AT ALL TIMES UPON ENTRY INTO CAMPUS**

- a) At all times, all individuals entering the campus must scan the MySejahtera App to check in.
- b) Show the updated APSpace profile to the security personnel on duty at the entrance.

## 5. IMPORTANT NOTES

- a) At the entrance to the campus, all individuals (fully vaccinated and not vaccinated) must show the MySejahtera status to the security personnel on duty.
- b) Individuals who are not fully vaccinated must also show their APSpace status with the uploaded COVID-19 test result.
- c) Please do give your full cooperation to our security personnel and/or APU staff assigned to facilitate smooth entry into the campus.
- d) All fully vaccinated individuals, prior to coming to the campus are required to update their vaccination information in the APSpace Dashboard.
- e) All not fully vaccinated individuals, prior to coming to the campus must also upload into the APSpace Dashboard, their COVID-19 test result (RT-PCR Test for the initial stage & subsequently the weekly self-administered RTK Antigen test result) with validity period of 7 days.
- f) Only individuals with negative COVID-19 test results will be allowed to enter and remain on the campus premises.
- g) Any individual identified as a COVID-19 positive case must thereafter follow the Ministry of Health (MoH) established protocol and seek treatment and remain isolated as required under the MoH requirements.
- h) Please do comply with all the requirements stated in (2 – 4) above, as failure to do so will result in denial of entry into the campus.
- i) MoH, MoHE and APU require all information to be accurate and correct always. So, do ensure that you enter all information accurately and correctly, as otherwise it may be deemed as misrepresentation of facts and action



**A · P · U**  
ASIA PACIFIC UNIVERSITY  
OF TECHNOLOGY & INNOVATION



# APSPACE VACCINATION STATUS INFORMATION UPDATE

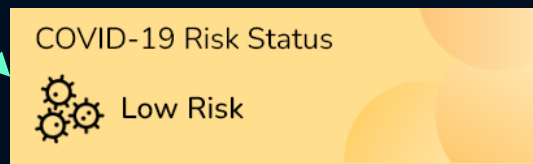
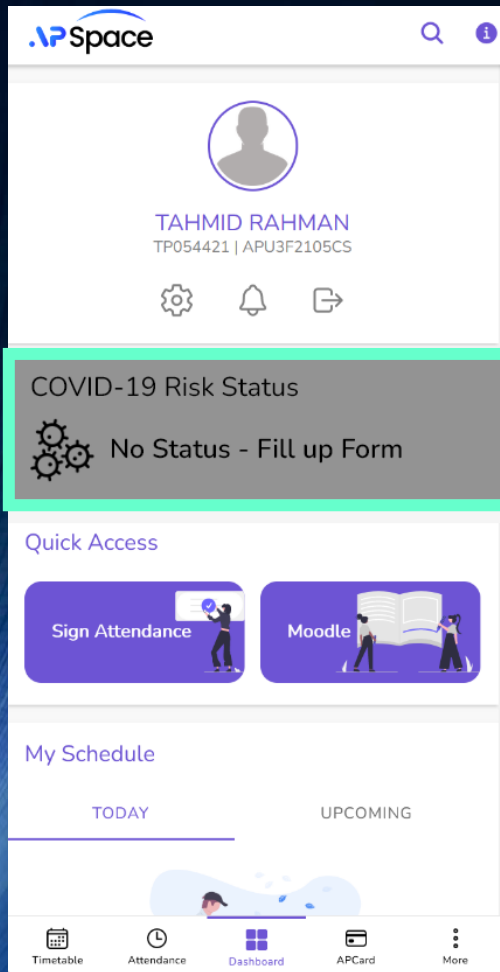
Effective from 1<sup>st</sup> March 2022

# VACCINATION STATUS UPDATE ON APSPACE

(only needed for the first time)

## How to update your vaccination status?

1. Go to your APSPACE under 'Dashboard' and click on the COVID-19 Risk Status. By default, a grey-coloured status will appear to indicate the need to update your status.
2. Fill up and complete the information required in the COVID-19 Information Form.
3. If you are **fully vaccinated**, the grey-coloured status will change to yellow after you have updated the vaccination info.
4. If you are **not fully vaccinated**, you are required to upload your RT-PCR result (only for the first time) and RTK-Antigen Test every following week under COVID-19 Test Information. The grey-coloured status will change to yellow after you have updated/uploaded your RT-PCR / RTK-Antigen Test Result.



# UPLOADING/UPDATING OF THE TEST RESULTS/VACCINATION STATUS (only for individuals who are not fully vaccinated)

## How to upload/update your test results/vaccination status?

1. Go to your APSPACE under 'Dashboard' and click on the COVID-19 Risk Status.
2. Fill up and complete the information required in the COVID-19 Information Form.
3. Upload your RT-PCR test result\* (only for the first time) and RTK-Antigen Test every following week under COVID-19 Test Information.

**\*RT-PCR Test must be done at a recognised medical facility three (3) days prior to returning to campus.**

← COVID-19 Information Form

---

COVID-19 Information Form  
Note: All fields are required to be filled up.

---

Full Name  
TAHMID RAHMAN

---

Vaccination Information

Vaccination Status None ▾

---

Vaccination Type None ▾

---

Dose 1 Date  
Click to select

---

Dose 2 Date  
Click to select

---

Booster Information

Booster Type None ▾

---

Booster Date  
Click to select

---

COVID-19 Test Information

---

PCR Date  
Click to select

---

PCR Result None ▾

---

Upload PCR Evidence  
(Format: JPG/PDF/PNG)

---

Declaration

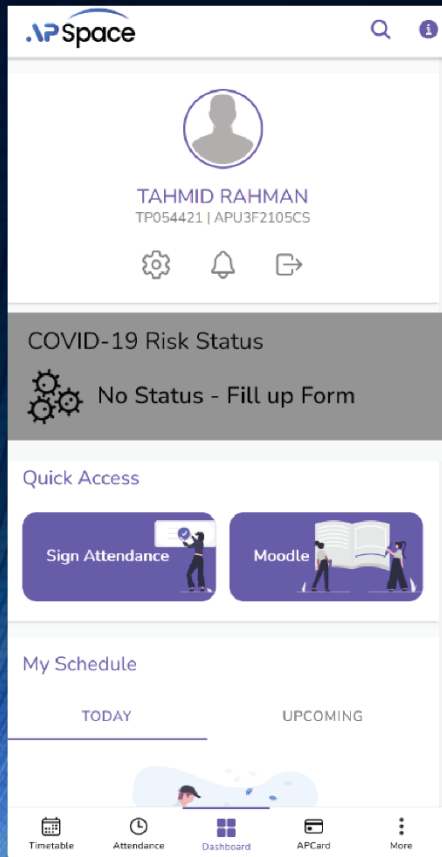
COVID-19 Risk Status



Test Result Expired  
Update Result

**The RT-PCR / RTK-Antigen test will have a seven (7) days validity period.**

After the seventh day, a blue-colored status will appear on your APSPACE profile, indicating that you must update your details in order to enter. You must provide the most recent test result, whether positive or negative along with photo proof. Only negative status personnel will be allowed to enter.



#### COVID-19 Risk Status



No Status - Fill up Form

#### COVID-19 Risk Status



Low Risk

#### COVID-19 Risk Status



Test Result Expired  
Update Result

#### COVID-19 Risk Status



High Risk

- All staff and students are required to fill up the Covid-19 information form for the first time.
- Only personnel with yellow colored “low risk” status are allowed to enter the campus.
- Please update your PCR/ RTK test result with photo proof. Only negative status personnel will be allowed to enter.
- Personnel with red colored “high risk” status are **not allowed** to enter the campus.